



PHONAK
life is on

A Sonova brand

Rogerpedia.



Your A-Z of Roger™ for children and teens



roger





Unlock more meaningful connections

- Direct streaming to hearing aids
- Improved speech understanding in noise¹⁻³
- Access to more words and more conversations⁴
- Access to multiple talkers

Content

4	Why does a child or teen need Roger microphones?
6	What is Roger and who is a good candidate?
8	Roger technology
10	Key features for education
12	Roger for education portfolio
14	Using Roger in school
16	Using Roger outside the classroom
18	More options in the Roger portfolio
22	Roger receivers
24	Roger installation guide
25	Cochlear implant compatibility overview
26	Phonak Naida™ Link and Sky™ Link compatibility
27	Useful tools
28	myRogerMic app
29	FAQs
30	Troubleshooting
34	References





Why does a child or teen need Roger microphones?



80%

of families report greater responsiveness⁴

Research tells us that there is a link between language exposure and child development. Being immersed in a language-rich environment (i.e., talking, reading aloud, music) play a pivotal role to be ready for school, as well as continuing to maximize auditory development throughout childhood and the teenage years.⁵ A study demonstrated that the use of a Roger system at home provides preschool children with access to up to 11 more words a minute, compared to wearing hearing aids alone – that's approximately 5,300 more words in an 8-hour day! Based on an average hearing aid use time, this translates to a 42% increase in caregiver talk made available to a child.⁴

Despite the technology in modern hearing aids, such as directional microphones and noise reduction algorithms, speech perception and intelligibility can still be compromised. When the noise level increases, either due to reverberation or level of background noise, hearing aids may pick up more noise instead of the speaker. Having an additional microphone like Roger helps to keep the microphone more focused at the source thereby improving speech intelligibility in noise.



35%

of families report less frustration in their children⁴

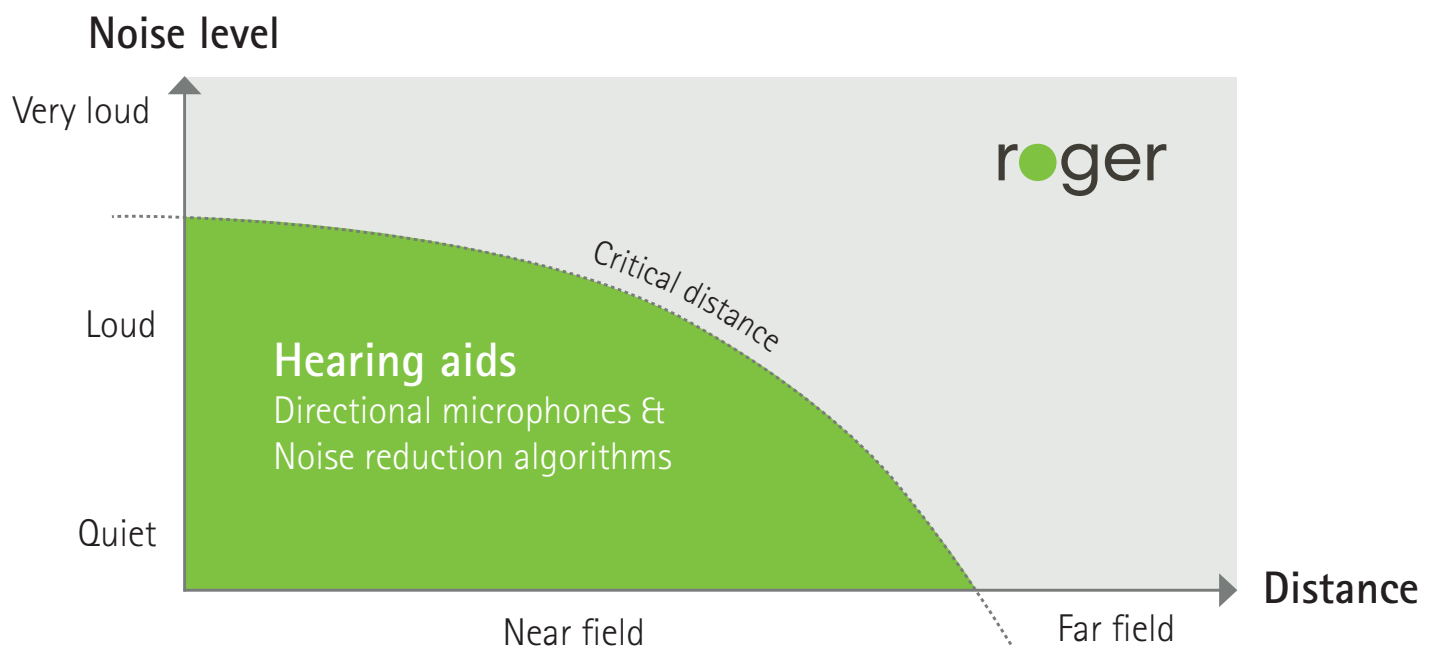
Hearing aids provide the most benefit when the child/teen is within 1.5 meters / 5 feet of the listener. This is referred to as the "near field." Hearing aids apply directional microphone technology to provide an increased signal-to-noise ratio (SNR), optimizing speech intelligibility and listening comfort within the near field. As soon as the distance between the child/teen and the speaker extends beyond the near field, additional microphones like Roger are needed to maintain speech intelligibility and understanding, and this larger distance is referred to as the "far field."



Placing a Roger microphone in close proximity to the speaker has several key benefits.

- Effectively reduces the distance between speaker and listener (e.g., at the playground or in the classroom)
- Compensates for the effects of background noise and reverberation on the target signal (e.g., school gymnasium)
- Significantly improves signal-to-noise ratio (SNR), thereby improving speech intelligibility in noise and at a distance

Studies have demonstrated that remote-microphone devices that utilize adaptive digital technology (i.e., Roger) provide significantly more benefit for speech understanding in noise than non-adaptive remote microphones.⁶⁻⁷





What is Roger and who is a good candidate?





With Roger, you can support children's learning and language development.

It is the hearing companion that helps children focus, participate and thrive — in the classroom and everyday life.

Children and teens who may benefit from Roger

- With any type or degree of hearing difficulty
- Experiencing poor speech in noise performance, difficulties sustaining attention
- Hearing aid, cochlear implant (CI) or BAHA users
- With Auditory Processing Disorder (APD) and other associated processing difficulties
- With Unilateral Hearing Loss (UHL) and Single-Sided Deafness (SSD)
- With Autism Spectrum Disorder (ASD)
- Infants and toddlers to be able to hear speech and help develop speech and language to communicate effectively
- School-aged children to hear and understand lessons for academic success
- School-aged children to interact with family and friends outside of the classroom and not feel out of place
- Teens to be able to follow and contribute to conversations in social and extracurricular activities
- Parents who need a solution to support their children and teens in developing as they navigate the world

 **86% of Roger Touchscreen Mic users rate it 4 and above out of 5*.**

* Sonova proprietary research. (2023) Project ID4725. Please contact marketinsight@phonak.com if you are interested in further information.





Roger technology

Hearing aid compatibility

Roger is compatible with virtually every hearing aid and cochlear implant that has a direct audio input (DAI), t-coil or RogerDirect™.

Adaptive gain behavior

Roger microphones adjust their settings to the surrounding noise levels, making them easy to use. The fully automatic signal processing offers a versatile solution that covers a wide range of listening situations effectively. If the noise level increases, the volume of the Roger system automatically increases, so the speaker's voice is always heard above the noise.

Adaptive frequency hopping

Roger operates within the worldwide license-free ISM (Industry, Science, Medical) band at 2.4 GHz. As wireless traffic can sometimes be dense in this band, the Phonak Roger wireless protocol broadcasts each packet of sound three times in short bursts of code at different channels within the ISM band.

The Roger microphones and receivers constantly communicate with each other to ensure that the system will hop frequencies adaptively to circumvent any blocked channels to mitigate any risk of interference or poor reception.

RogerDirect

RogerDirect allows Roger microphones to stream directly to the hearing aids. After a simple installation of the receiver into the hearing aid, clients benefit from the proven performance of Roger, in noise and over distance⁹, without attaching an external receiver. This major innovation makes Roger technology easier to use and hearing aids smaller.

Unlimited digital receivers built into the microphone

The new generation of Roger simplifies the installation and uninstallation of receivers and repair management. The Roger On™, Roger Select™, Roger Table Mic and Roger Touchscreen Mic now have unlimited digital receivers built inside the transmitter. Having a built-in receiver means less hassle with Roger Installer and Roger X, giving back more time for the things that matter.

Having unlimited receivers means that there is now no need to uninstall receivers from hearing aids or worry about re-ordering another receiver when a hearing aid is lost or replaced.



MultiTalker Network

Unique to Roger, the MultiTalker Network allows several Roger microphones (Roger Touchscreen Mic, Roger Pass-around and Roger Multimedia Hub) to be used together, providing children with access to multiple talkers to ensure they can hear all talkers or instructional media sources.

Roger and directional

This exclusive setting in Phonak allows the hearing aid microphones to maintain a directional microphone while using Roger. This allows a Roger microphone to be used while providing improved access to speech for voices close by. The Roger and directional setting adaptively activates directional mics on the hearing aid based on the environmental noise level to provide 26% better speech understanding in noisy environments.⁸

Automatic switching of microphone modes

The Roger Touchscreen Mic, as well as Roger On and Roger Select, automatically recognizes the sound environment and their orientation (e.g., whether placed on a table, held in the hand or hanging around a neck), thanks to the built-in accelerometer. This electromechanical component informs the microphone continuously about its orientation with respect to gravity. It is the same component that makes pictures rotate in cell phones when the cell phone is rotated in the opposite direction.

This orientation information, together with the information about the acoustical environment (i.e., the presence or absence of speech and noise and their levels) helps the device to automatically select its optimal microphone mode and gain settings. It also allows the device to mute the microphone if it is dropped. The landing is completely silent, and the listener does not hear a loud bang. Within a few milliseconds after landing on the floor or table, the device will continue to operate normally.





● Key features for education





SoundField compatibility

Unique to the Roger Education system is the compatibility to Roger DigiMaster, our unique SoundField system which allows the Touchscreen Mic to be used as the primary microphone, for distributing the teacher's voice throughout the whole classroom.

Small Group mode

Used in the Roger Touchscreen Mic, it utilizes a system of three intelligent embedded microphones working together in an advanced and adaptive way. When the Roger Touchscreen Mic is placed on a table between 2 to 5 students, the microphones will automatically orient to the student who is talking in the group. In a study, 100% of children preferred listening to their peers using Small Group mode during classroom activities vs. the no-microphone mode.⁹

Pointing mode

Sometimes the user of the Roger Touchscreen Mic is the student themselves. They may, for example, take the device with them to different classes. Pointing mode allows a child or a teen to simply point the microphone in the direction of the teacher to capture their voice, with a range of 4 meters or 13 inches.

Lanyard mode

During class or lectures, the teacher can wear Roger Touchscreen Mic around the neck, in lapel mode, and it will automatically pick up their voice regardless of its position.



Roger for education portfolio

The Roger for Education portfolio has been carefully designed for the classroom. From the Roger Touchscreen Mic to the Roger Pass-around, there is a solution for every student in all situations.



Roger Touchscreen Mic

With an automatic microphone function, it conveniently switches from an individual talker to Small Group mode, depending on its placement. The user interface makes Roger Touchscreen Mic simple and intuitive to use in the classroom.



Key characteristics:

- Lanyard mode applies when a teacher wears Roger Touchscreen Mic around the neck, and it automatically picks up their voice regardless of its position
- Small Group mode utilizes a system of three intelligent, embedded microphones working together in an advanced and adaptive way
- Pointing mode uses the beamforming microphones to hear the talker it is pointed to
- MultiTalker Network allows several Roger microphones to be used together
- Customization of mute indicator light to allow for more discreteness when needed



Roger Multimedia Hub

Can be connected to any multimedia device used in a classroom – ranging from smartboards and TVs to computers and videos.



Key characteristics:

- Audio mixing feature that allows a teacher's voice to be heard simultaneously with an audio signal, when the Roger Multimedia Hub is used in a network
- Added functionality as a standalone media transmitter by an individual student
- Streaming mode is optimal for listening to an audiobook, using a tablet or computer



Roger Pass-around

Designed to enhance classroom discussions so that not only teachers, but all students, are heard.



Key characteristics:

- Applies to several talkers, where Roger Pass-around can be handed from one person to another or placed in the sturdy stand in front of the student
- Automatically activated by voice. Alternatively, the Roger Pass-around can be configured for Push-to-Talk functionality.



Roger DigiMaster

Positioned in the classroom, Roger DigiMaster loudspeaker has multiple speakers within the tower.



Key characteristics:

- 12 individual speakers in the Roger DigiMaster 5000 and 15 in the Roger DigiMaster 7000
- Cylindrical sound dispersion is used so that the teacher's voice is distributed almost equally through the room
- Adaptive system is integrated in all Roger devices, helping the teacher's voice stay above the noise



Using Roger in school





Hearing teachers

Classrooms are a dynamic place for interaction and learning. Roger Touchscreen Mic sends the voice from the teacher wirelessly to the hearing aids. By reducing the distance between the student and the teacher, children can hear their teachers above the background noise.



Hearing classmates

When class discussions start, a child with hearing loss should not miss the questions, answers and comments of classmates. The Roger Pass-around, either held near the mouth or placed in its small table stand, allows for each child to be heard.



Learning in a group

The school environment is dynamic and often involves lots of group work. Roger Touchscreen Mic in Small Group mode allows the microphones to pick up sounds from all around the table, allowing the child to hear the conversations happening at the table.



Learning with supportive audio material

For teaching with supportive audio material, like video or music, the Roger Multimedia Hub can be added to the network and used by plugging it into the audio out (i.e., headphone) jack of the audio source. Alternatively, the device can be used as a standalone transmitter for independent work, like listening to an audiobook.



Classroom audio solutions

Positioned in the classroom, Roger SoundField makes sure the teacher's voice is distributed almost equally through the room and helps the teacher's voice to stay above the noise. It helps to reduce vocal strain for the teachers, but also futureproofs the school for direct connectivity to hearing impaired children that may come through the school.

Key:



Roger Touchscreen Mic



Roger Pass-around



Roger Multimedia Hub



Roger SoundField



Using Roger outside the classroom

Roger Touchscreen Mic, Roger On and Roger Select support every use case detailed below.

Mealtimes


Keeping up with dynamic conversations is made especially hard due to the complex mix of voices, background noise and clinking cutlery. For a child or teen to be an active participant in a conversation, they need to hear everyone at the table.

Playing games

Playing a game with the whole family or friends can be great, but listening from across the room can be difficult, especially when there is background noise. Using a Roger microphone around the neck helps as it picks up speech and transmits directly to the hearing aids.

Parks and playgrounds

Outdoor places come with a separate set of challenges. A child is not always close to the parents and speech reading is virtually impossible due to constant movement and activity. Using Roger microphones help to stay connected regardless of where you are.





Sport activities

Kids or teens with hearing loss find it easier to respond to a coach's instructions when they can hear commands directly, regardless of where they are on the court or the level of surrounding noise. This way, instead of missing useful advice, they can listen and get in the game.

Extracurricular activities and clubs

These activities are crucial for development. It is not only language skills, but important social skills that are also acquired through interaction with others. Being able to hear the leader and others in these group situations means less stress and more fun.

Car journeys

The constant hum from the vehicle along with road noise and other distracting sounds can make even a short trip frustrating for children or teens. The Roger microphones make the journeys more pleasant when they can hear and talk to their parents, even while sitting in the back seat.

Sitting in a stroller

Understanding speech can be especially difficult when sounds are coming from the back. For a child sitting in a stroller trying to listen to sounds from behind the stroller is a case where Roger can help.

Connectivity

Computers and smartphones are a daily part of a kid or teen's life today. Watching videos, playing games and listening to music is fun. Roger microphones connect to multimedia sources for streaming media.





More options in the Roger portfolio

As children grow, their needs and desires change. Roger has a variety of products to suit all needs as children develop into their teens, pursue further studies and even begin work.

Regardless of the type of hearing aids or cochlear implants currently used, Roger has a portfolio of microphones that can effectively deal with a variety of situations and allow more meaningful connections every day.



Roger On

This is a versatile microphone designed to take on difficult and ever-changing listening situations. Now equipped with unlimited receivers that enable fast and hassle-free connections to hearing devices.

Key characteristics:

- Pointing mode 2.0 to focus on one-to-one conversations on the go (i.e., bar, car, bus)
- Stereo wide pointing mode that offers a wider pickup range
- Table mode with Multibeam 2.0 technology that identifies which direction speech is coming from. Can be used for group or one-to-one conversations (i.e., restaurants, family gatherings, etc.)
- Presenter mode ensures good speech understanding no matter how far the presenter is
- Headset mode is designed to handle online calls with ease
- Connects to TV and multimedia
- MultiTalker Network allows several Roger microphones to be used together
- The improved myRogerMic app gives you easy access and control to personalize your microphone settings
- Thanks to its new scratch resistant layer, Roger On can maintain its sharp appearance over time and use



Roger Select

Ideal microphone for stationary situations where background noise is present. It is also equipped with unlimited receivers that enables fast and hassle-free connections to hearing devices.

Key characteristics:

- Ideal for small to large group conversations in meetings
- Connects to multimedia, phone calls and teleconferencing
- Table mode with Multibeam technology that identifies which direction speech is coming from. Can be used for group or one-to-one conversations (i.e., restaurants, family gatherings, etc.)
- Automatically selects the person who is talking and seamlessly switches from one talker to another
- When multiple conversations take place, the listener can manually select whom to listen to
- Presenter mode ensures good speech understanding no matter how far the presenter is
- MultiTalker Network allows several Roger microphones to be used together
- For presentations, consider additional Roger Select or Roger On clipped on the presenter





Roger Table Mic

Ideal for working adults who participate in various meetings. Same as Roger On and Roger Select, this microphone is also equipped with unlimited receivers that enable fast and hassle-free connections to hearing devices.



Key characteristics:

- Ideal for large meeting configurations and large group conversations in stationary situations
- Selects the person who is talking and switches automatically between the meeting participants
- Connects to TV and multimedia
- MultiTalker Network is activated in table mode and allows several Roger microphones to be used together



Roger Clip-On Mic

Small microphone designed for one-to-one conversations.



Key characteristics:

- Directional microphone that enables the user to focus on a conversation with their partner
- Connects to TV and multimedia
- Can be added to a MultiTalker Network (presenter in meetings)



Be part of our growing Roger community and follow trends about Roger







Roger receivers

Roger Unlimited breaks the barrier of physical receivers when it comes to Phonak hearing aids with RogerDirect.

The new generation of Roger microphones has unlimited receivers built inside the transmitter. Roger Unlimited simplifies the installation and eliminates the uninstallation of receivers for hearing aids with RogerDirect.

- RogerDirect applies to Phonak Infinio, Lumity, Paradise and Marvel hearing aids* that stream the Roger signal directly from the Roger microphone to the hearing aids, without the need of additional adapters/hardware
- RogerDirect is also included in the latest hearing aids from Unitron and Hansaton as well as the Naida CI M from Advanced Bionics
- Roger microphones are also compatible with most hearing aids, cochlear implants and BAHAs from other manufacturers



Find the perfect match for your client's hearing aid using the Roger configurator

*Not compatible with RogerDirect, but compatible with Roger via t-coil: Phonak Virto™ I-10 NW O, Phonak Virto I-Titanium, Phonak Virto P-312 NW O, Phonak Virto P-10 NW O, Phonak Virto P-Titanium, Phonak Virto M-312 NW O, Phonak Virto M-10 NW O, Phonak Virto M-Titanium



Roger installation guide

Roger offers advanced technology that can benefit your clients no matter the manufacturer of their hearing aids. Why? Because Roger is compatible with virtually every hearing aid and cochlear implant that has a direct audio input or t-coil.

There are multiple options to connect to Roger:

1. **With RogerDirect:** Microphones with the unlimited** or iN⁺ feature can install receivers directly into hearing aids which are RogerDirect capable. Alternatively, a receiver can also be installed using a Roger X and a Roger Installer.



2. **With Roger receiver attached to hearing aid or NeckLoop:** Hearing aids can be connected using a compatible design-integrated Roger receiver, or a Roger X if the hearing aid has a direct audio input (DAI), or a Roger NeckLoop if the hearing aid has T-coil.



3. **With Roger receiver attached to a streaming device:** Hearing aids can also use a streaming device from the hearing aids manufacturer with a direct audio input (DAI) to connect with a Roger microphone using a Roger X receiver.










** Roger On 3, Roger Select 3, Roger Table Mic 3, Roger Touchscreen Mic 3

+ Roger On iN, Roger Select iN, Roger Table Mic II iN

Cochlear implant compatibility overview




Infant security: Tamperproof lock for babies and toddlers (0–36 months) integrated in Roger 20 and Roger 21

Options: Protection sleeve available for Roger 14

		Design-integrated for implants					Universal			
		Roger Direct ¹	Roger 14	Roger 17	Roger 20	Roger 21	Roger X	Roger X interface	Roger NeckLoop	
										
Implants	AB	Naida CI M	•						•	
		Naida CI Q			•			• ⁴	•	
		Sky CI M	•						•	
		Harmony/Auria						•	iConnect	•
		Neptune						• ²	Neptune Connect	
	Cochlear	Osia 2						•	Mini Microphone 2+	
		Nucleus 7 / Nucleus 8				•		•	Mini Microphone 2+	•
		Kanso / Kanso 2						•	Mini Microphone 2+	•
		Nucleus 5		•				• ³	Euro accessory adapter	•
		Nucleus 6		•				• ³	Euro accessory adapter	•
		Baha 5 / Baha 6						•	Mini Microphone 2+	
		Baha 4						•		•
		Baha 3						•		•
		Freedom								•
		MED-EL	SONNET/SONNET 2					•	•	FM battery pack cover
	RONDO							•	Mini battery pack	•
	RONDO 2/RONDO 3							•	Mini battery pack	•
	ADHEAR							•	Adapter cable	
	SAMBA							•	miniTek	
	SAMBA 2							•	SAMBA 2 GO	
OPUS 2							•	FM battery pack cover	•	
Oticon Medical	Neuro 2						•	Oticon Medical Streamer	•	
	Neuro One						•		•	
	Ponto 4						•	EduMic		
	Ponto 3 / Ponto 3 Power / Ponto 3 SuperPower						•	Oticon Medical Streamer		
	Ponto Plus / Plus Power						•	Oticon Medical Streamer		
	Ponto Pro / Ponto Pro Power								•	

1 RogerDirect requires Roger installation
 2 Recommended CI profile 4 / CI setting 4 and EasyGain +8dB
 3 Recommended CI profile 9 / CI Setting 9
 4 Roger X must be used with a ComPilot

Phonak Naída Link and Sky Link compatibility

	Universal			
	RogerDirect	Roger X	Roger X interface	Roger NeckLoop
				
Phonak Sky Link M	•	•		•
Phonak Naída Link M	•	•		•
Phonak Naída Link RIC		•	AS15	•
Phonak Naída Link UP		•	AS10	•



Useful tools

Everyone's life and needs are different, which is why Roger offers a range of hearing solutions to find the right one for your clients. Use the Roger dedicated tools for a more personalized approach.



Roger Configurator

Find Roger receivers for any type of hearing aid or cochlear implant.



Roger Easy Guide

Find the right Roger device based on your client's lifestyle.

myRogerMic app

The myRogerMic app offers your clients the ability to discreetly customize their Roger On microphone settings according to their environment. Battery status, microphone mode status and other functionalities are also easily adjusted.

Beam steering selection

Steer one or multiple beams to avoid distracting side conversations. No need to touch the microphone just select and enjoy.

Custom mode selection

Two custom configurations can be saved for flexibility.

Mic mode selection

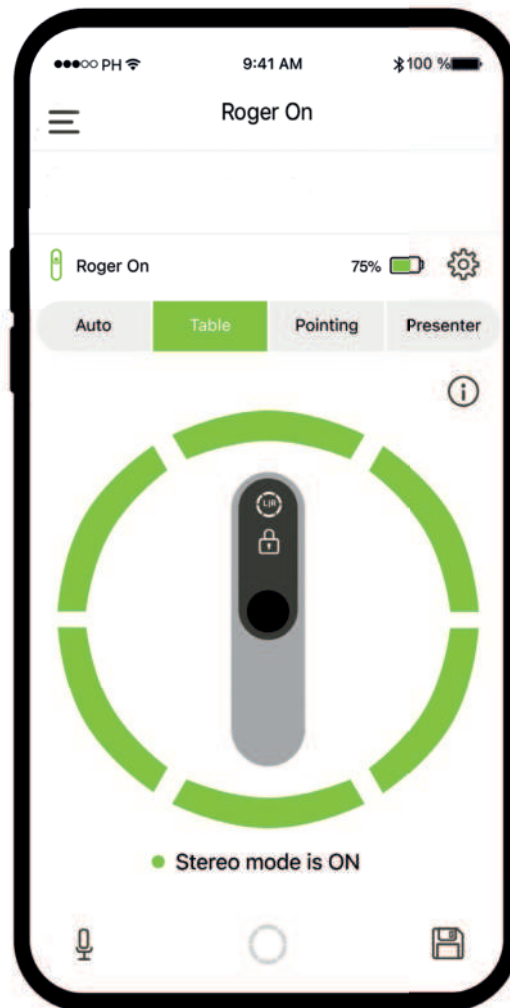
Choose the microphone mode that best suits a particular listening environment. Activate Stereo mode to hear where a voice is coming from.

Gearwheel on main screen

Allows easy access to the "settings" section for faster optimization.

Status and functionality

Battery, mic mode and other status indicators available at a glance, for added convenience and ease of use.



Google Play



App Store



FAQs

How many Roger devices can be connected in the same network by the primary Roger microphone?

- Unlimited number of Roger receivers
- Up to 35 Roger microphones
- Maximum 1 Roger Multimedia Hub when mixing network mode is selected
- Maximum 1 Roger DigiMaster 5000
- Up to 20 Roger DigiMaster 7000

Can I add a microphone, such as Roger Touchscreen Mic or Roger Pass-around, or a hub to a network by using a Roger WallPilot?

Yes. Turn the device off and on again in front of the Roger WallPilot.

Can multiple Roger Multimedia Hub be used with different children in one room (individual use)?

Yes, multiple Roger Multimedia Hubs in their own network can be used in one room.

Does Roger Pass-around need to be restarted when using a Roger Touchscreen Mic to change settings?

No, changes are immediately applied.

How many rooms per building can Roger SoundField be used in?

Roger SoundField systems can be used without restrictions in all classrooms in a school building. The intelligent digital transmission technology ensures that no channel switching or planning is required.

What size room can the DigiMaster 5000 be used in?

The DigiMaster 5000 is designed for use in rooms measuring up to 100 square meters (1076 sq. ft) or roughly 100 listeners.

What size room can a pair of DigiMaster 7000s be used in?

One pair of DigiMaster 7000 loudspeakers is designed for use in rooms measuring up to 300 square meters (3230 sq. ft) or roughly 300 listeners.

How many Roger Repeaters can be used in the same Roger network?

Usually up to four Roger Repeaters will be used to cover a large room or gym in schools. But if needed, additional Roger Repeaters can be added.

For more FAQs, visit phonak.com



Troubleshooting

This section will provide you with simple solutions to some of the most common issues that might pop up when clients begin their journey with Roger. With our guidance, you will be able to reassure them and have them fully enjoying the benefits of their Roger device in no time.

I cannot switch Roger Touchscreen Mic on

The battery is empty

Recharge Roger Touchscreen Mic

Roger Touchscreen Mic is turned on, but I cannot understand the talker

The microphone is not positioned correctly

Make sure Roger Touchscreen Mic is pointing toward the talker's mouth

The microphone openings might be covered by fingers or clothing

Make sure the microphone openings are not covered by fingers, clothing or dirt

I cannot hear the talker's voice even though Roger Touchscreen Mic is switched on

The microphone has been muted

Check the indicator light – if it is red, briefly press the mute button to activate the microphone

I cannot hear the Roger Touchscreen Mic through my hearing aids and Roger receivers

Incorrect hearing aids program

Check that the hearing aids are set to the correct program (RogerReady/Roger/FM/DAI/EXT/AUX)



Receivers are not connected to the network

Connect the receivers into the network

In case of multiple microphones, the primary microphone may not be switched on or may be out of range

Check the indicator light – if it is blinking blue, switch on the primary microphone and check that it is within range

I keep losing the audio signal

Distance between Roger Touchscreen Mic and Roger receiver is too large

Decrease distance between Roger devices and Roger Touchscreen Mic

I cannot hear the signal from the multimedia device

The volume of the multimedia device is too soft

Adjust volume in the multimedia device

I cannot hear my multimedia device

The audio source is muted

Unmute the audio source

I cannot record my voice

Audio settings are not correct

Select Output (computer) in audio setting after tapping Settings button on the screen







Roger Touchscreen Mic's light is blinking red (double flash)

Its battery charge is low

Charge Roger Touchscreen Mic as soon as possible

Roger Touchscreen Mic has stopped working

Software issue

Reboot Roger Touchscreen Mic by simultaneously pressing the On/Off and mute button for at least 8 seconds

Roger Touchscreen Mic is near a computer, and computer Wi-Fi connection is slow

The Roger Touchscreen Mic and computer are too close

Move Roger Touchscreen Mic's position to at least 1 meter away from the computer

"Frowning face" is displayed on Roger Touchscreen Mic

Device has suffered an internal error

Wait 30 seconds until the "frown" disappears. Device will reboot automatically

When the Roger Touchscreen Mic is lying on the table, indicator lights on Roger Pass-around are blinking blue and no voice can be heard

When the device is lying on the table, Small Group mode is applied and connection to all secondary microphones and DigiMaster will be temporarily suspended


Wear the Roger Touchscreen Mic around the neck (lanyard mode)





References

- 1 Thibodeau L. M. (2020). Benefits in Speech Recognition in Noise with Remote Wireless Microphones in Group Settings. *Journal of the American Academy of Audiology*, 31(6), 404–411. <https://doi.org/10.3766/jaaa.19060>.
- 2 Zanin, J., Vaisberg, J., Swann, S., & Rance, G. (2024). Evaluating benefits of remote microphone technology for adults with hearing loss using behavioural and predictive metrics. *International journal of audiology*, 1–9. Advance online publication. <https://doi.org/10.1080/14992027.2024.2354500>
- 3 Lejon, A. & Smith, C. (2020). Speech improvement using Roger NeckLoop with different brands of hearing aids. *Phonak Field Study News*. Retrieved from www.phonak.com/evidence
- 4 Benitez-Barrera, C. R., Angley G., & Tharpe, A. M. (2018). Remote microphone system use at home: Impact on caregiver talk. *Journal of Speech, Language and Hearing Research*, Vol. 61, 399–409.
- 5 Hart, B. & Risley, T. (1995). *Meaningful differences in the everyday experience of young American children*. Baltimore, MD: Paul H. Brookes Publishing.
- 6 Thibodeau, L. (2014). Comparison of speech recognition with adaptive digital and FM wireless technology by listeners who use hearing aids. *American Journal of Audiology*, 23(2), 201-210.
- 7 Wolfe, J., Duke, M., Schafer, E., Jones, C., Mulder, H., John, A., & Hudson, M. (2015). Adaptive digital remote microphone system and a digital remote microphone audio streaming accessory system. *American Journal of Audiology*, 24(3), 440-450.
- 8 Wagener, K., Vormann, M., Latzel, M., & Mulder, H. (2018). Effect of hearing aid directionality and remote microphone on speech intelligibility in complex listening situations. *Trends in Hearing*, 22, 1–12.
- 9 Rich, S. & Gigandet, X. (2016). Roger™ Touchscreen Mic Small Group mode: Changing the dynamics of group activities in the classroom. *Phonak Insight*. Retrieved from www.phonakpro.com/evidence





life is on

Since 1947, Phonak is dedicated to preserving life quality by opening new acoustic worlds. Already back then, in the days of our foundation, our company was driven by a formative conviction: We believe that well-hearing equates to well-being and thus is essential for living life to the fullest. In fact, the sense of hearing is directly linked to social, emotional, cognitive and physical well-being. Today as in future, we thrive to offer the broadest portfolio of innovative hearing solutions. And, together with our hearing care professionals, we keep on focusing on what matters most: improving speech understanding, changing people's lives and having a positive effect on society as a whole.

phonak.com/roger



028-3079-02/V5.00/2024-07/hc © 2022-2024 Sonova AG. All rights reserved.



 Sonova Communications AG
Herrenschwandweg 4
CH-3280 Murten · Switzerland

