

PHONAK
life is on

A Sonova brand

Roger™ Table Mic.

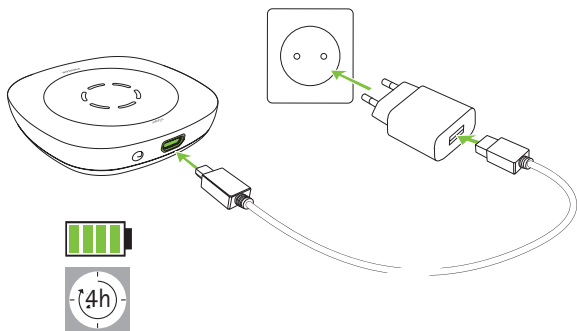
Quick setup guide | Schnellstartanleitung
Guide d'installation rapide | Snel aan de slag

roger



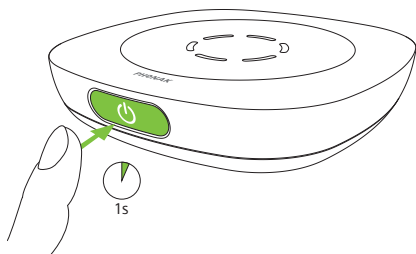
1

Charging / Aufladen
Charger / Laden

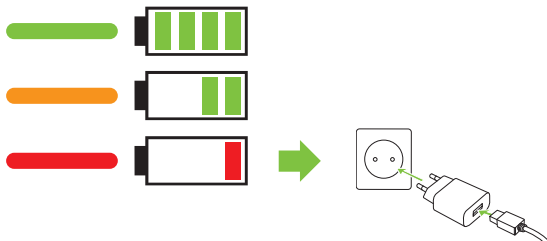


2

Switching on / Einschalten
Mettre en marche / Inschakelen



Switch on additional microphones one at a time.
Zusätzliche Mikrofone einzeln einschalten.
Allumer les microphones supplémentaires un à la fois.
Schakel eventuele extra microfoons één voor één aan.



3

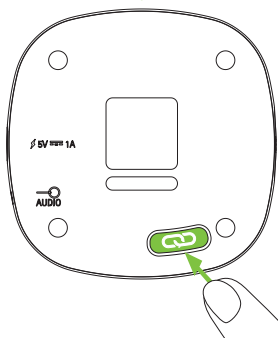
Connecting / Verbinden
Connector / Verbinden



or
oder
ou
of

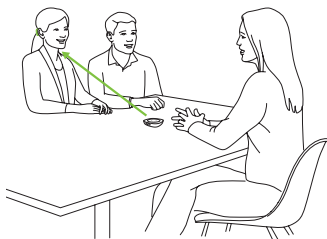


10 cm / 3 inch




4

Microphone usage
Anwendungsarten
Utilisation comme microphone
Hoe te gebruiken

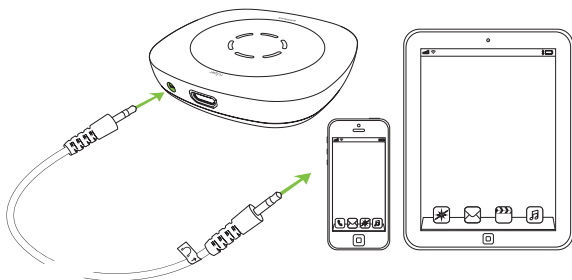


or
oder
ou
of



5

Use with an audio device
Verwendung mit einem Audiogerät
Utiliser avec un appareil audio
Gebruik met een audio-apparaat





6

For further information, please refer to the User Guide.
Weitere Informationen zur Anwendung finden Sie in der
Gebrauchsanweisung.

Pour plus d'informations, veuillez vous référer aux
instructions d'utilisation.

In de gebruiksaanwijzing vindt u meer gedetailleerde
informatie.



Models:

- Roger Table Mic 3
- Roger Table Mic II



029-3370-49/V1.00/2024-03/na © 2024 Sonova AG All rights reserved



Manufacturer:

Sonova Communications AG
Herrenschwandweg 4
CH-3280 Murten
Switzerland

www.phonak.com/roger

sonova
HEAR THE WORLD

