

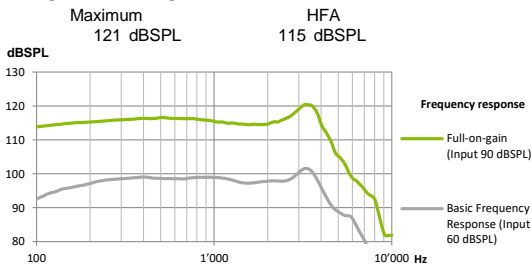


Phonak Virto M-Titanium (M90/M70) (M)

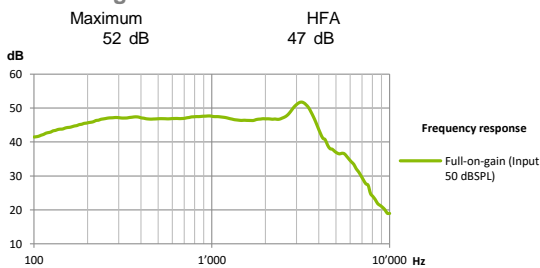
0.4 cm³ coupler data

Measured according to IEC 60118-0:2022 using a 0.4 cm³ acoustic coupler in accordance with IEC 60318-8

Output sound pressure level



Acoustic gain

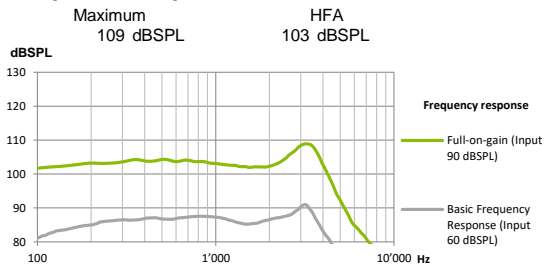


Frequency range	<100 Hz - 7300 Hz			
Total harmonic distortion	500 Hz	800 Hz	1600 Hz	3200 Hz
	1.0%	1.5%	1.0%	1.0%
Battery current	1.0 mA			
Equivalent input noise level	19 dB SPL			

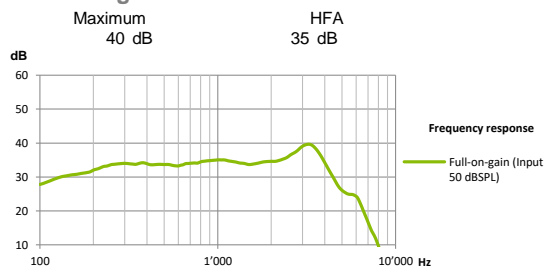
2 cm³ coupler data

ANSI / ASA S3.22-2014 (R2020)
IEC 60118-0 : 2022

Output sound pressure level

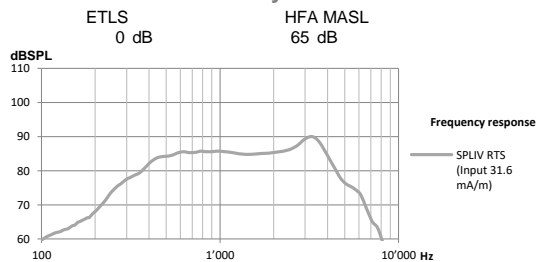


Acoustic gain



Frequency range	<100 Hz - >7000 Hz			
Total harmonic distortion	500 Hz	800 Hz	1600 Hz	3200 Hz
	1.0%	1.5%	1.0%	1.0%
Battery current	1.0 mA			
Equivalent input noise level	19 dB SPL			

Induction coil sensitivity



General test information

- Supply voltage 1.3 V / impedance 6.2 Ω
- Specific measurement settings are used. RTS adjustment with volume control
- The device is operating in linear mode
- Low-level expansion is active
- Unless otherwise specified, all data obtained are measured with 5 mm tubing and Phonak Target measurement settings
- The 0.4 cm³ coupler data is used as additional information which is more close to the real application, as the deep insertion leads to a significantly smaller residual volume in front of the ear drum
- The latency of the audio signal determined according an internal standard is 6.2 ms



WARNING: Changes or modifications to the hearing aid that are not explicitly approved by the manufacturer are not permitted. Such changes may damage the ear or the hearing aid.



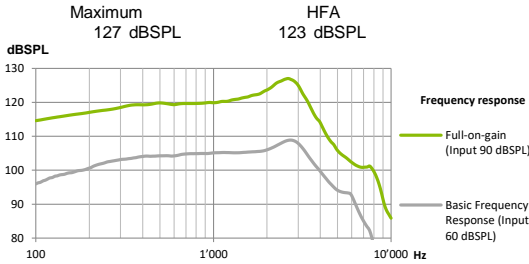


Phonak Virto M-Titanium (M90/M70) (P)

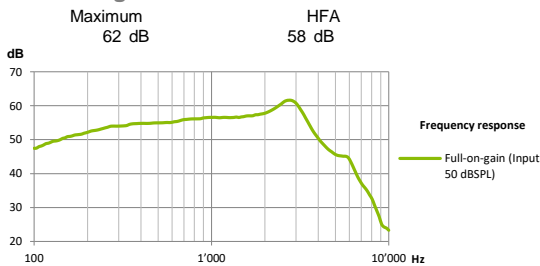
0.4 cm³ coupler data

Measured according to IEC 60118-0:2022 using a 0.4 cm³ acoustic coupler in accordance with IEC 60318-8

Output sound pressure level



Acoustic gain

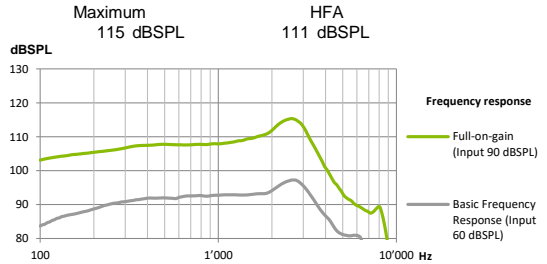


Frequency range	<100 Hz - 6800 Hz			
Total harmonic distortion	500 Hz	800 Hz	1600 Hz	3200 Hz
	1.0%	1.0%	1.0%	1.0%
Battery current	1.0 mA			
Equivalent input noise level	19 dB SPL			

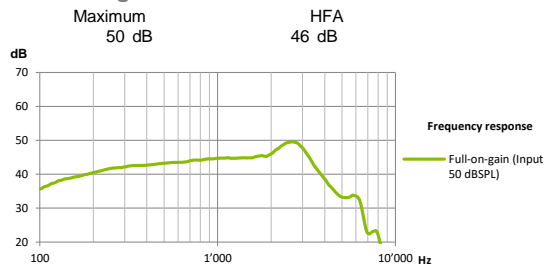
2 cm³ coupler data

ANSI / ASA S3.22-2014 (R2020)
IEC 60118-0 : 2022

Output sound pressure level

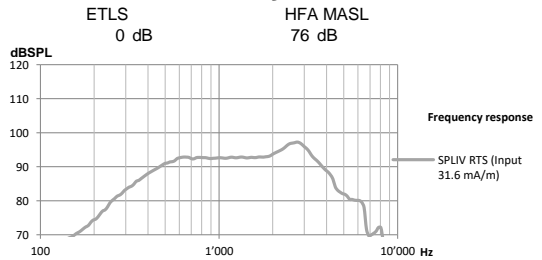


Acoustic gain



Frequency range	<100 Hz - 6700 Hz			
Total harmonic distortion	500 Hz	800 Hz	1600 Hz	3200 Hz
	1.0%	1.0%	1.0%	1.0%
Battery current	1.0 mA			
Equivalent input noise level	19 dB SPL			

Induction coil sensitivity



General test information

- Supply voltage 1.3 V / impedance 6.2 Ω
- Specific measurement settings are used. RTS adjustment with volume control
- The device is operating in linear mode
- Low-level expansion is active
- Unless otherwise specified, all data obtained are measured with 5 mm tubing and Phonak Target measurement settings
- The 0.4 cm³ coupler data is used as additional information which is more close to the real application, as the deep insertion leads to a significantly smaller residual volume in front of the ear drum
- The latency of the audio signal determined according an internal standard is 6.2 ms

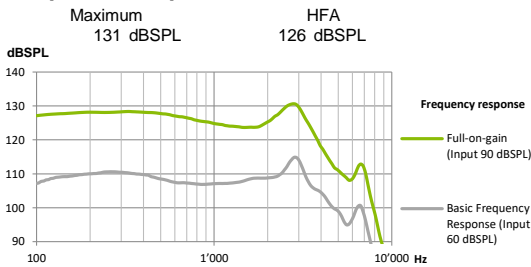


Phonak Virto M-Titanium (M90/M70) (SP)

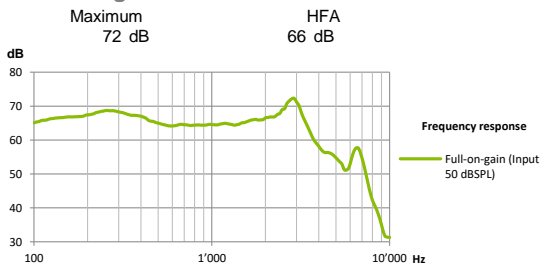
0.4 cm³ coupler data

Measured according to IEC 60118-0:2022 using a 0.4 cm³ acoustic coupler in accordance with IEC 60318-8

Output sound pressure level



Acoustic gain

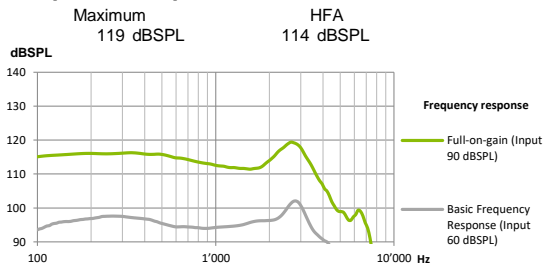


Frequency range	<100 Hz - 7700 Hz			
Total harmonic distortion	500 Hz	800 Hz	1600 Hz	3200 Hz
	1.0%	1.0%	1.0%	1.0%
Battery current	1.0 mA			
Equivalent input noise level	19 dB SPL			

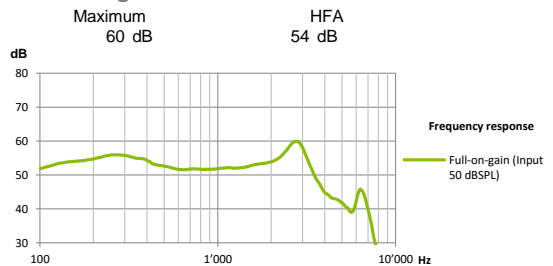
2 cm³ coupler data

ANSI / ASA S3.22-2014 (R2020)
IEC 60118-0 : 2022

Output sound pressure level

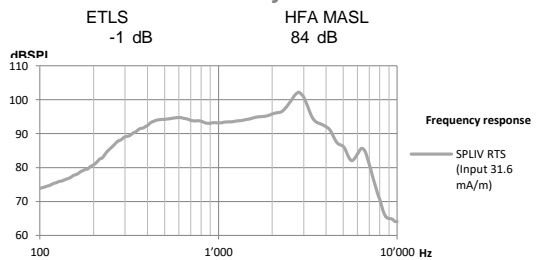


Acoustic gain



Frequency range	<100 Hz - 7000 Hz			
Total harmonic distortion	500 Hz	800 Hz	1600 Hz	3200 Hz
	1.0%	1.0%	1.0%	1.0%
Battery current	1.0 mA			
Equivalent input noise level	19 dB SPL			

Induction coil sensitivity



General test information

- Supply voltage 1.3 V / impedance 6.2 Ω
- Specific measurement settings are used. RTS adjustment with volume control
- The device is operating in linear mode
- Low-level expansion is active
- Unless otherwise specified, all data obtained are measured with 5 mm tubing and Phonak Target measurement settings
- The 0.4 cm³ coupler data is used as additional information which is more close to the real application, as the deep insertion leads to a significantly smaller residual volume in front of the ear drum
- The latency of the audio signal determined according an internal standard is 6.2 ms